

Migrant Country Profile

South Africa



Supported by:



Relationship with Ireland

South African passport holders do not require a visa to enter Ireland, however, there are other immigrations procedures which must be completed – for full information, please see the following link: <http://www.inis.gov.ie/en/INIS/Pages/non-visa-required>

South Africa was among the top 10 nationalities removed from the State in 2018: **7.2%**¹

South African nationals do not require short-term visas for the following categories: Tourism, Study, work-related reasons, Internship, training, marriage, joining a ship, or joining/accompanying an EU/EEA or Swiss (not Irish) family member. There are, however, specific processes and conditions which do apply, pertaining to each category which must be fulfilled. For full details on the documents and details you will need to consider for the above-mentioned, please see here: <http://www.inis.gov.ie/en/INIS/Pages/non-visa-required-short>

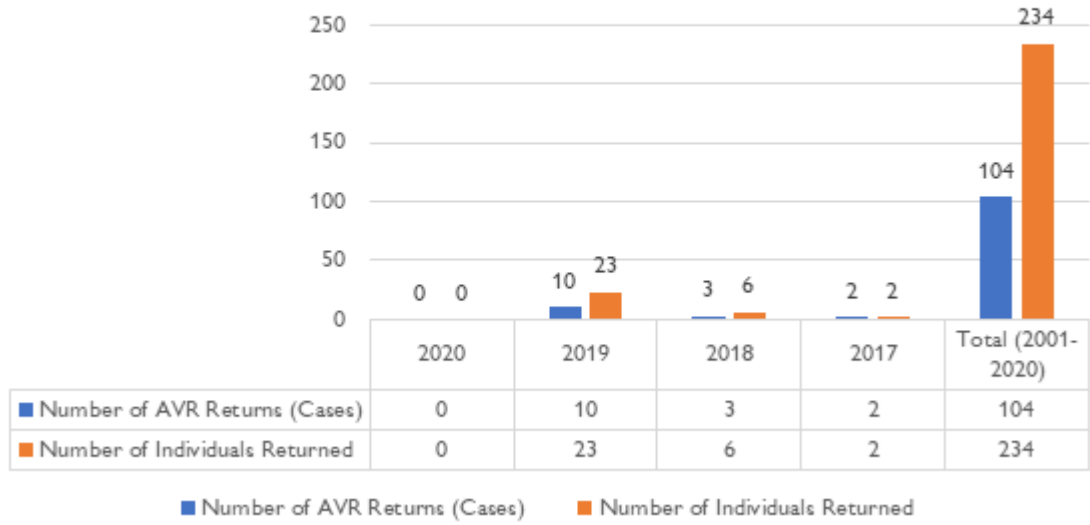
For long term visas, South African nationals can avail of many different types: An Employment Visa, a Tourist visa, an Employment (Scientific Researcher) Visa, a Study Visa, a Minister of Religion Visa, a Volunteer Visa, an Internship Visa, a visa for training purposes and if one is joining a spouse, family or partner; please see the following link for more details: [inis.gov.ie/en/INIS/Pages/non-visa-long-family](http://www.inis.gov.ie/en/INIS/Pages/non-visa-long-family).

For all information pertaining to transit, please see here:

<http://www.inis.gov.ie/en/INIS/Pages/non-visa-required-transit>

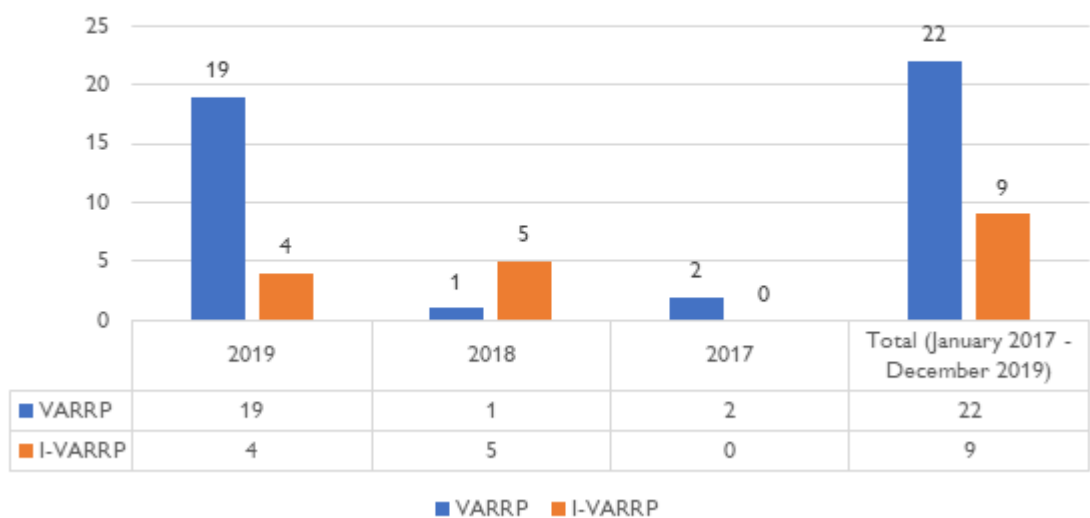
¹ <http://www.inis.gov.ie/en/INIS/Immigration-in-Ireland-Annual-Review-2018.pdf/Files/Immigration-in-Ireland-Annual-Review-2018.pdf>

IOM Ireland Assisted Voluntary Return for South Africa: An Overview



Source: IOM Ireland Data Resources (accessed on 26.03.2020)

IOM Ireland VARRP & I-VARRP Returns for South Africa: An Overview



Source: IOM Ireland Data Resources (accessed on 26.03.2020)

[South Africa Embassy in Ireland:](#)

South Africa Embassy Address: Alexandra House, Earlsfort Centre, Earlsfort Terrace, Dublin 2

Contact Number: (01) 661 5553

Email: dublin.dha@dirco.gov.za (Immigration and Civic Affairs)

Website: http://www.dirco.gov.za/foreign/sa_abroad/sai.htm#ire

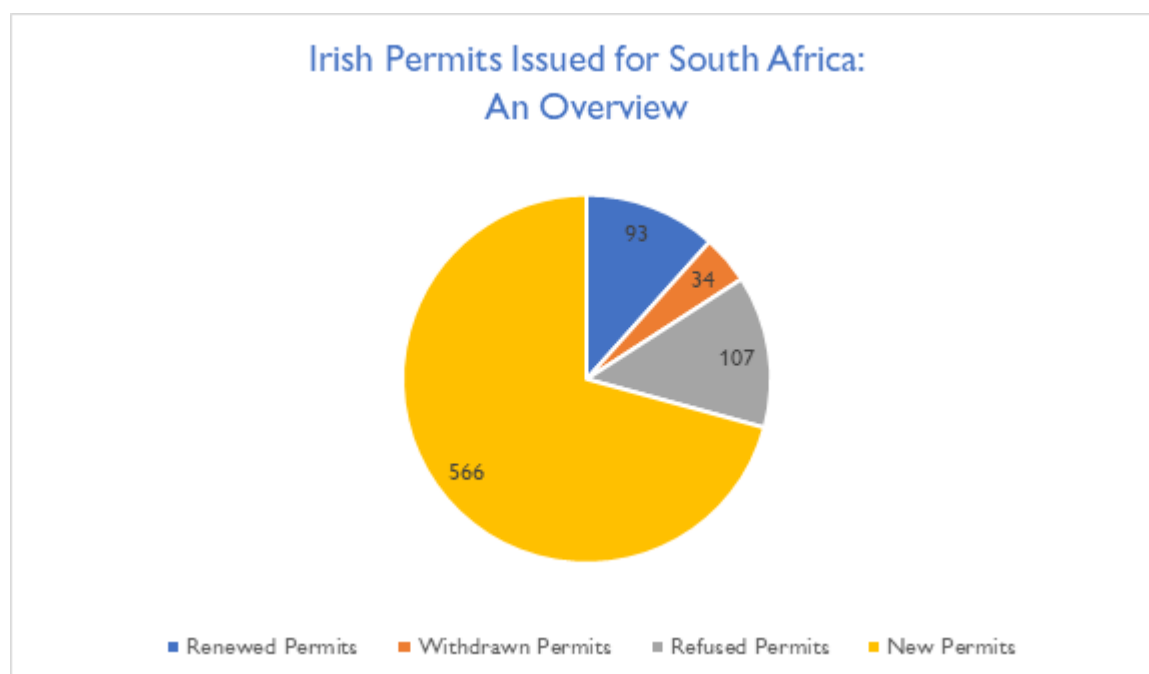
Total Number of South African Nationals in Ireland: 3,208²

Irish Embassy in South Africa:

Irish Embassy in South Africa Address: 2nd floor Parkdev Building, Brooklyn Bridge Office Park, 570 Fehrsen Street, Brooklyn 0181, Pretoria

Contact Number: +27 12 452 1000

South Africa | Irish Permits issued in Ireland (2019)



Source: Department of Business, Enterprise and Innovation: <https://dbei.gov.ie/en/Publications/Employment-Permit-Statistics-2019.html> (accessed on 26.03.2020)

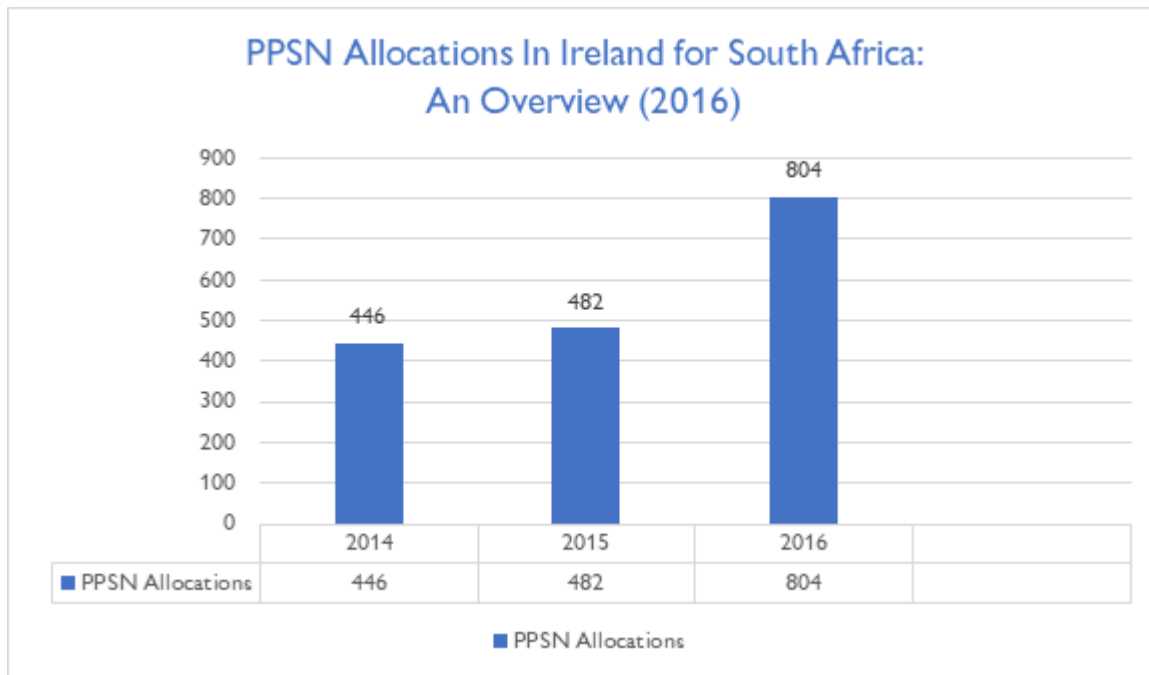
566 new permits were issued, 93 permits were renewed, 107 permits were refused, and 34 permits were withdrawn.

Total: 659.³

Personal Public Service Number (PPSN) Allocations

² CSO, 2016: <https://www.cso.ie/en/releasesandpublications/ep/p-cp7md/p7md/p7anii/>

³ Department of Business, Enterprise and Innovation: <https://dbei.gov.ie/en/Publications/Employment-Permit-Statistics-2019.html>



Source:

<https://www.cso.ie/en/releasesandpublications/er/fnaes/foreignnationalsppsnallocationsemploymentandsocialwelfareactivity2016/> (accessed on 26.03.2020)

In 2016, there were 804 PPSN allocations to South African nationals in Ireland, compared with 482 in 2015 and 446 in 2014.⁴

International Protection

South Africa was among the top 5 nationalities applying for International Protection in the month of January 2020. 24 International protection applications were made in the month of January 2020 (7.8% of total), compared to 32 made in the month of January 2019 (7.8% of total).

South Africa is ranked among the top 5 nationalities for International Protection in Ireland in 2019 (Albania, Georgia, Zimbabwe, Nigeria, and South Africa).⁵

332 South African nationals submitted international protection applications in Ireland in 2019, amounting to 6.7% of the total figure.⁶

In addition, South Africa has also been listed among the top 10 nationalities of people naturalised in Ireland since 2011 (source from 2018) (Poland, India, Nigeria, Romania, Philippines, Pakistan, China (Incl. Hong Kong), Ukraine, South Africa – ranked no.9, and Bangladesh).⁷

<https://www.cso.ie/en/releasesandpublications/er/fnaes/foreignnationalsppsnallocationsemploymentandsocialwelfareactivity2016/>

4

⁵ IPO, 2019:

<http://www.ipo.gov.ie/en/IPO/20191114.WebsiteStatsOct2019FINALV2.pdf/Files/20191114.WebsiteStatsOct2019FINALV2.pdf>

⁶ IPO, 2019: <http://www.ipo.gov.ie/en/IPO/Dec%202019.pdf/Files/Dec%202019.pdf>

⁷ INIS, 2018: <http://www.inis.gov.ie/en/INIS/Immigration-in-Ireland-Annual-Review-2018.pdf/Files/Immigration-in-Ireland-Annual-Review-2018.pdf>

[Citizenship \(INIS 2018\)](#)

Citizenship Applications: 230⁸

[International Protection \(INIS 2018\)](#)

International Protection Applications: 196⁹

International Protection Refusals: 27¹⁰

[Refugee Applicants in Direct Provision \(INIS 2018\)](#)

Refugee Applicants in Direct Provision: 434¹¹

[Family Reunification \(INIS 2018\)](#)

Family Reunification Applications: 9¹²

Family Reunification Grants: 4¹³

[Deportations \(INIS 2018\)](#)

Deportations Signed: 21¹⁴

[Voluntary Returns \(INIS 2018\)](#)

Voluntary Returns: 9¹⁵

[IOM Data Portal: Trafficking & Human Rights Instruments \(2017\)](#)

⁸ <http://www.inis.gov.ie/en/INIS/Immigration-in-Ireland-Annual-Review-Statistics-2018.pdf/Files/Immigration-in-Ireland-Annual-Review-Statistics-2018.pdf>

⁹ <http://www.inis.gov.ie/en/INIS/Immigration-in-Ireland-Annual-Review-Statistics-2018.pdf/Files/Immigration-in-Ireland-Annual-Review-Statistics-2018.pdf>

¹⁰ <http://www.inis.gov.ie/en/INIS/Immigration-in-Ireland-Annual-Review-Statistics-2018.pdf/Files/Immigration-in-Ireland-Annual-Review-Statistics-2018.pdf>

¹¹ <http://www.inis.gov.ie/en/INIS/Immigration-in-Ireland-Annual-Review-Statistics-2018.pdf/Files/Immigration-in-Ireland-Annual-Review-Statistics-2018.pdf>

¹² <http://www.inis.gov.ie/en/INIS/Immigration-in-Ireland-Annual-Review-Statistics-2018.pdf/Files/Immigration-in-Ireland-Annual-Review-Statistics-2018.pdf>

¹³ <http://www.inis.gov.ie/en/INIS/Immigration-in-Ireland-Annual-Review-Statistics-2018.pdf/Files/Immigration-in-Ireland-Annual-Review-Statistics-2018.pdf>

¹⁴ <http://www.inis.gov.ie/en/INIS/Immigration-in-Ireland-Annual-Review-Statistics-2018.pdf/Files/Immigration-in-Ireland-Annual-Review-Statistics-2018.pdf>

¹⁵ <http://www.inis.gov.ie/en/INIS/Immigration-in-Ireland-Annual-Review-Statistics-2018.pdf/Files/Immigration-in-Ireland-Annual-Review-Statistics-2018.pdf>

Women trafficked, country of origin: 69.3%¹⁶

Children trafficked, country of origin: 4.1%¹⁷

Women trafficked, country of exploitation: 70.4%¹⁸

Children trafficked, country of exploitation: 13.2%¹⁹

Ratifications of Human Rights Instruments (2017): 12

South Africa and the Irish Media:

- <https://www.irishtimes.com/news/crime-and-law/concern-over-rise-in-people-seeking-asylum-from-safe-countries-1.3986377>

¹⁶ https://migrationdataportal.org/?i=ctdc_origin_percfem2018&t=2017&cm49=710

¹⁷ https://migrationdataportal.org/?i=ctdc_origin_percfem2018&t=2017&cm49=710

¹⁸ https://migrationdataportal.org/?i=ctdc_origin_percfem2018&t=2017&cm49=710

¹⁹ https://migrationdataportal.org/?i=ctdc_origin_percfem2018&t=2017&cm49=710